

Wonderful Walford Magazine

December 2022

Find inside...

Hot Chocolate Snowmen Recipe .



Crafts!



And plenty more!



Book and film reviews!

Children in Need news!



Get to know Mrs Nicholls...



Q1. What is your favourite book to read?

I really loved reading the Harry Potter books, I've read them several times. I like them so much, I keep going back to them!

Q2. Have you always loved school?

Even when I was a very small child, I loved school. I would even go home from school and play school.

Q3. Did you always want to be a teacher?

Yes, I think so. For as long as I can remember, I have always wanted to be a teacher because as I have already said, I loved playing schools at home.

Q4. Who set a good example to you when you were growing up?

I think I would have to probably say my parents because they worked really hard and looked after us. I had a lovely time growing up, so yes, I think my parents.

Q5. What is your favourite thing to do?

I love to do anything that involves spending time with my little girl, Fleur, so that can be out in nature enjoying walks, swimming and just spending time with Fleur.

Q6. What were your hobbies as a child?

As a child I loved swimming, I would swim lots and I did archery.

Q7. What is your dream job?

My dream job was to be a teacher and I have got that!

By Lily

Competition Time!

Your challenge is to finish the story below.

Use your imagination and remember to be creative!

Your story entries must be in **Friday 16th December 2022.**

The winner will receive a special prize!

It was a bitterly cold morning. The world was locked in a wintery battle, with a whirlwind of frost and snow marching all over the countryside,

This winter was different to a normal winter. This winter was coming alive.

The Ice Man turned his frosted face from side to side and stretched and flexed his icy fingers...

Continue the story.



By Lily

Remembrance

On Tuesday, 8th November 2022, we had a workshop with a man named Sam Newton, from West End in Schools. He talked to us about remembrance and World War 1.

We really enjoyed the opportunity to participate in some drama! We created some freeze frames that represented propaganda posters that motivated people to join the war. We learnt a song and the actions to go with it too. The workshop helped us to understand what life was like during the war. In 1914, poets wrote about the victory that England would feel when the soldiers came marching home.

In addition, on Friday 11th November 2022, classes across the school completed remembrance activities to help us all remember the soldiers, sailors and airforce personnel and the sacrifices they made. We saw a huge range of beautiful artwork and breath-taking poetry!

Please have a look below...



By Indigo and Harry

Hot Chocolate Snowmen

What you need:

- 3 small pots or jars (with fitting lids)
- Pens
- String or ribbon
- Hot chocolate powder
- Marshmallows
- Glue

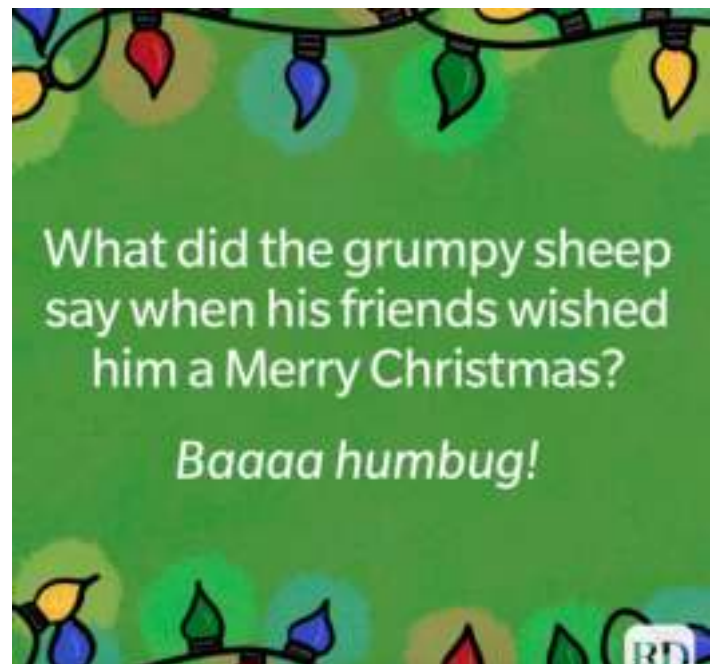


Instructions:

1. Open a jar and fill it to the top with hot chocolate.
2. Fill the other 2 jars with marshmallows.
3. Stick the bottom of the hot chocolate jar to the top of one of the marshmallow jar's lid.
4. Stick the lid of the hot chocolate jar to the bottom of the marshmallow jar.
5. Draw some eyes, a carrot nose and some buttons on the jars.
6. Add string.
7. Make a hat out of card.
8. Make a hot chocolate and enjoy. ☺

By Lottie


Spread some festive cheer...



By Fred and Zach

Crossword

Complete the crossword puzzle below



Created using the Crossword Maker on TheTeachersCorner.net

Across

3. A play from the bible Christmas story
4. Something you make when it snows
6. Something you eat after your dinner
8. Something a man in red wears on his head
9. Something you wear to keep you warm
10. Something you unwrap on Christmas day

Down

1. A ball shaped object you throw
2. The thing you hang for Santa to come and fill with presents
4. You zoom down a snowy hill on this.
5. Something you pop with a loved one
7. Delivers presents on Christmas eve

By Harry

Malteser Christmas Pudding Recipe!



Ingredients

- 125g self-raising flour
- 125g golden caster sugar
- 125g softened butter
- 40g cocoa
- Half a tsp of baking powder
- 3 eggs
- 6 tbsp chocolate buttercream
- 300g Maltesers
- 100g white chocolate
- 5 glacé cherries
- 1 bay leaf

1. Heat the oven to 180°C/350°F/Gas 4. Grease and line a pudding basin with baking paper.
2. Tip the flour, sugar, butter, cocoa, baking powder and eggs into a bowl and mix for 5 mins, until light and smooth.
3. Spoon into a lined pudding basin and bake for 45 mins, or until a skewer comes out clean. Set on a wire rack to cool.
4. Turn the cake out onto a serving plate and allow to cool completely.
5. Cover with buttercream. Decorate with Maltesers and drizzle over the melted chocolate.
6. Toss the cherries in glitter, put on top of the cake and garnish with the bay leaf.

Fun, free activities to keep busy during the holidays...

1. Watch a movie.
2. Spend time with your loved ones.
3. Play outside with your friends.
4. Drink hot chocolate.
5. Play a fun board game.
6. Bake something yummy.
7. Read a book.
8. Go on a walk.



By
Shriya
and
Christopher.

Film Review: Nativity!



Would you recommend this film to a friend?

I would **highly recommend** this amazing movie to anyone over the age of 4 years. I would rate this movie **5 stars** as it is gripping and hilarious!

What happens in the film?

I don't want to give too much away, but this funny and amazing film is about a teacher, Mr Maddens, who is the grumpiest teacher around. It is his responsibility to arrange everything for the nativity until.... you will have to watch and see!

Who are the characters?

The main characters are Mr Poppy, Mr Maddens, Mr Shakespeare and Mrs Bevan. My Favourite character is Mr Poppy because he makes me laugh and he is extremely unique!



**By Lottie,
Lily R
and
Lily P**

Anti-Bullying Week

In November, we celebrated Anti-Bullying week at Wonderful Walford.

We kicked off the week by wearing our odd socks for Odd Socks Day.

Everyone wore odd socks to celebrate and recognise that we are all different.

Throughout the week, everyone completed a variety of activities in class.

These included using the Positivity Post Box, BBC live lessons and thinking about what bullying is!

In addition, we were lucky enough to experience Anti-Bullying live shows!

Our learning takeaways from these sessions were:

Hands up!
Step back!
Back off!

Zip it!
Block it!
Flag it!



By Harry

Felt Flower Bookmark

Have you ever wanted to make a bookmark?

Here are the instructions to make it!

It is getting into winter now
and you probably want to snuggle up and read a book!

Equipment:

- Scrap felt
- Green lolly pop stick
- Scissors
- PVA glue
- A small button

Instruction:

1. First cut your felt into a flower shape.
2. Now use the felt and cut the same shape smaller three times.
3. Now glue all four pieces together starting with the biggest to the smallest.
4. Then stick the green lolly stick to the back.
5. Finally stick the button to the centre of the flower

Enjoy your bookmark everyone!

By Emily



Animal Quiz



1. Which animal has a very long neck?

- A. Elephant
- B. Giraffe
- C. Crocodile

2. Which animal slithers and has no legs?

- A. Snake
- B. Tiger
- C. Jellyfish

3. Which animal lives in the jungle and squawks?

- A. Rabbit
- B. Parrot
- C. Moose

4. Which animal is spiky and hibernates in winter?

- A. Dog
- B. Sheep
- C. Hedgehog

5. Which animal has black and white stripes?

- A. Zebra
- B. Polar bear
- C. Cat

6. Which animal has sharp teeth and lives in the ocean?

- A. Shark
- B. Goldfish
- C. Hyena

7. Which animal has a trunk?

- A. Whale
- B. Seal
- C. Elephant

Children in Need

On Friday 18th November 2022, Walford got together and lent a hand to Children in Need.

We were lucky enough to complete lots of fun activities throughout the day and, best of all, we met the real Pudsey Bear! How cool is that! Everyone received a high five and some children were even lucky enough to receive a hug! No one will ever forget this wonderful day!


As a school, we raised £535.50 for Children in Need. We hope this money will go a long way to give children the opportunity of a better future.



By Lily R
and
Lily P

Riddle Time!

1. What is yours but mostly used by others?
2. I go all around the world but never leave the corner. What am I?
3. If you drop me, I'm sure to crack, but smile at me and I'll smile back. What am I?
4. I'm as light as a feather, yet the strongest person can't hold me for five minutes. What am I?



A Recipe for Reindeer Food!

Ingredients

- 150g porridge oats
- 150g jumbo oats
- 50g mixed nuts
- 25g pumpkin seeds
- 25g sunflower seeds
- 50g golden caster sugar
- 4 tbsp sunflower oil
- 2 tbsp maple syrup
- $\frac{1}{2}$ tsp ground cinnamon
- $\frac{1}{2}$ tsp mixed spice
- $\frac{1}{2}$ tsp ground ginger
- 100g sultanas
- 100g apricots, chopped



Method

STEP 1

Heat oven to 140C/120C Fan/Gas 1. Put all the ingredients (except the apricots, sultanas and sweets) into a large bowl. Stir everything well, then spread out onto two baking trays in an even layer. Put the tray in the oven for 40 mins.

STEP 2

Leave the granola to cool on the tray, then break it up into small chunks and stir in the sultanas and apricots.

STEP 3

Put the granola in a jar ready for breakfast. To make it suitable for magic reindeer, put a few spoonfuls into a small paper bag and mix in some sweets.

STEP 4

Tie with string or a ribbon and add a fun label for Father Christmas to find.

By Harry

Book Review: The Wild Way Home!



Book: The Wild Way Home

Author: Sophie Kirtley

What is the book about?

This book is about a boy called Charlie Murrum. When his baby brother is born, he has a problem with his heart. Charlie is afraid so he runs away and somehow time travels to the Stone Age.

We won't tell you anymore, you need to read it!

Who is your favourite character?

Harby was my favourite character because he was kind and funny.

He takes Charlie under his wing and shows him the Stone Age ways!

Why would you recommend this book?

I would recommend this book because it is an unforgettable adventure story!

By Shriya and Christopher

Wonderful Walford's Design a Bauble Competition!



Bring your entries into school by **Friday 16th December 2022** for the chance to win an awesome prize!

**By
Lily R
and
Lily P**

Year 3 and Year 4 Cinema Trip

On Friday 11th November 2022, Class 3 and Class 4 went on a cinema trip to Gloucester Quays! We watched Croods 2 and were able to take our own snacks on the trip - it was amazing!

Croods 2 was set in the Stone Age and there are so many fantastic characters in the film, including: Eep, Betterman, Grug and Guy! In Croods 2, the Croods go in search of a new home and meet a new family, called the Betterman's.

They Betterman's live on a paradise land, which was an idyllic place, until the Croods arrived!

The film was hilarious and had everyone laughing. Class 3 and 4 had a fantastic day!



By Christopher, Emily and Shriya

Winter Word Search

B Q U D G H U I D H U M P A L
P C L H E Y M I B S N P U D D
C R R Y O C N C F N G D D X S
G O E O N T E I Y O J Y D B A
Q V L S X L C M N W T A I Y N
C C P D E H X H B B L N N I T
G S P D H N M Z O E Y Y G Y A
F T U S B A T L T C R R U W Z
B O A F R O S T Y B O I H Z O
A C P W Q L D F I R E L J J C
U K C A N D Y C A N E X A E O
B I J L N I U O I V T T H T V
L N H M Y B S S I Y I P C K E
E G L F Q N Z S N O W M A N B
S B C H R I S T M A S T R E E

Christmas Tree

Hot Chocolate

Candy Cane

Cold

December

Snowman

Pudding

Fire

Present

Stocking

Frosty

Santa

Baubles

Snow

By Harry and Lottie