

Quick Practice - Blending

Learning objectives

40-60+ months:

- Hears and says the initial sound in words.
- Can segment the sounds in simple words and blend them together and knows which letters represent some of them.
- Links sounds to letters, naming and sounding the letters of the alphabet.
- Begins to read words and simple sentences.
- Uses some clearly identifiable letters to communicate meaning, representing some sounds correctly and in sequence.
- Writes own name and other things such as labels, captions.

Early Learning Goals: Writing and Reading

- Children use their phonic knowledge to write words in ways which match their spoken sounds.
- Children read and understand simple sentences. They use phonic knowledge to decode regular words and read them aloud accurately.


Activity 1 - Oral blending

Here is Ricky Robot. Can you read what he is saying?

Write three letters on his screen to make a new word. Use **sound-talk** to say the letters out loud and then blend.

Hello!


Tip:
Laminate this
so children
can write new
words into the
boxes!




Activity 2 - Sound talk animals

Use Ricky Robot **sound-talk** to say the letters out loud. Then blend. Write the animal word in the speech bubble.


c - a - t




d - o - g




p - i - g



b - a - t

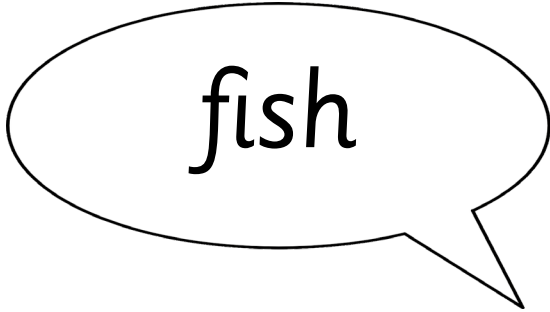


b - u - g




Activity 3 - Tasty segments


Can you work out how many phonemes there are in each food word? Say the word, **sound-talk** the phonemes, and write them in the boxes.




--	--	--



--	--	--



--	--	--





--	--	--

What else would Ricky Robot like to eat?

Activity 4a - Consonant blends


Look at the pictures and write the 'r' consonant blend that starts the word in each box. Use the consonant blends at the bottom of the page if you need some help.














Consonant blends:

dr

br

cr







fr

tr

gr

Activity 4b - Consonant blends

Look at the pictures. Circle the consonant blend that starts each word.

	fr	st	fl	pl
	st	sp	cr	tr
	gr	cl	st	sc
	sn	br	cl	cr
	sl	sm	cr	sc
	fr	sk	sp	br