

Quick Practice - Letter formation

Learning objectives

40-60+ months:


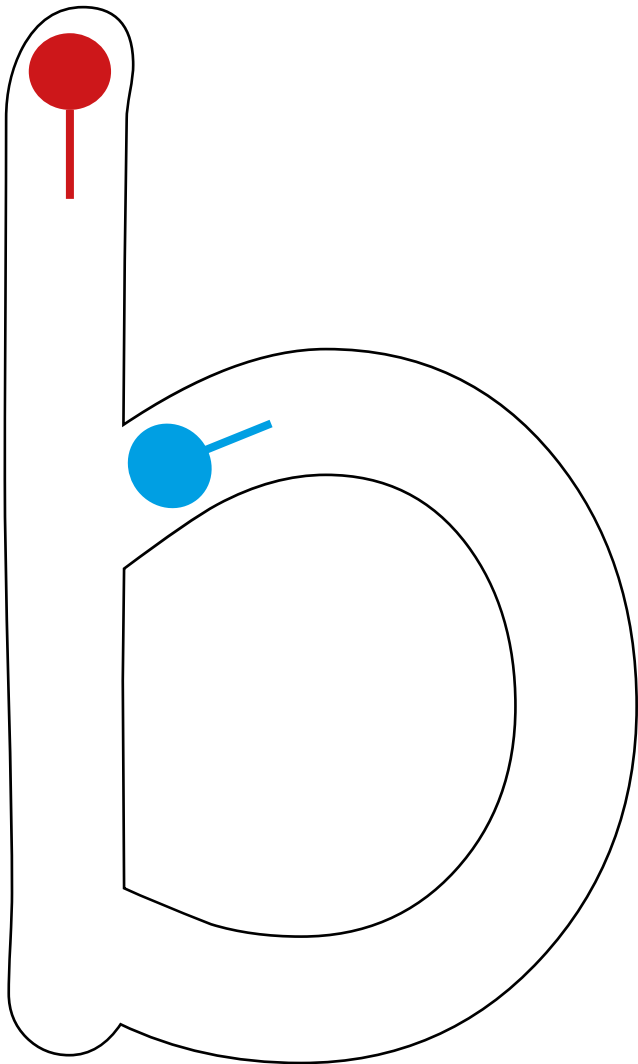
- Hears and says the initial sound in words.
- Can segment the sounds in simple words and blend them together and knows which letters represent some of them.
- Links sounds to letters, naming and sounding the letters of the alphabet.
- Begins to read words and simple sentences.
- Uses some clearly identifiable letters to communicate meaning, representing some sounds correctly and in sequence.

Early Learning Goal: Writing

- Children use their phonic knowledge to write words in ways which match their spoken sounds.

Activity 1 - Letter formation

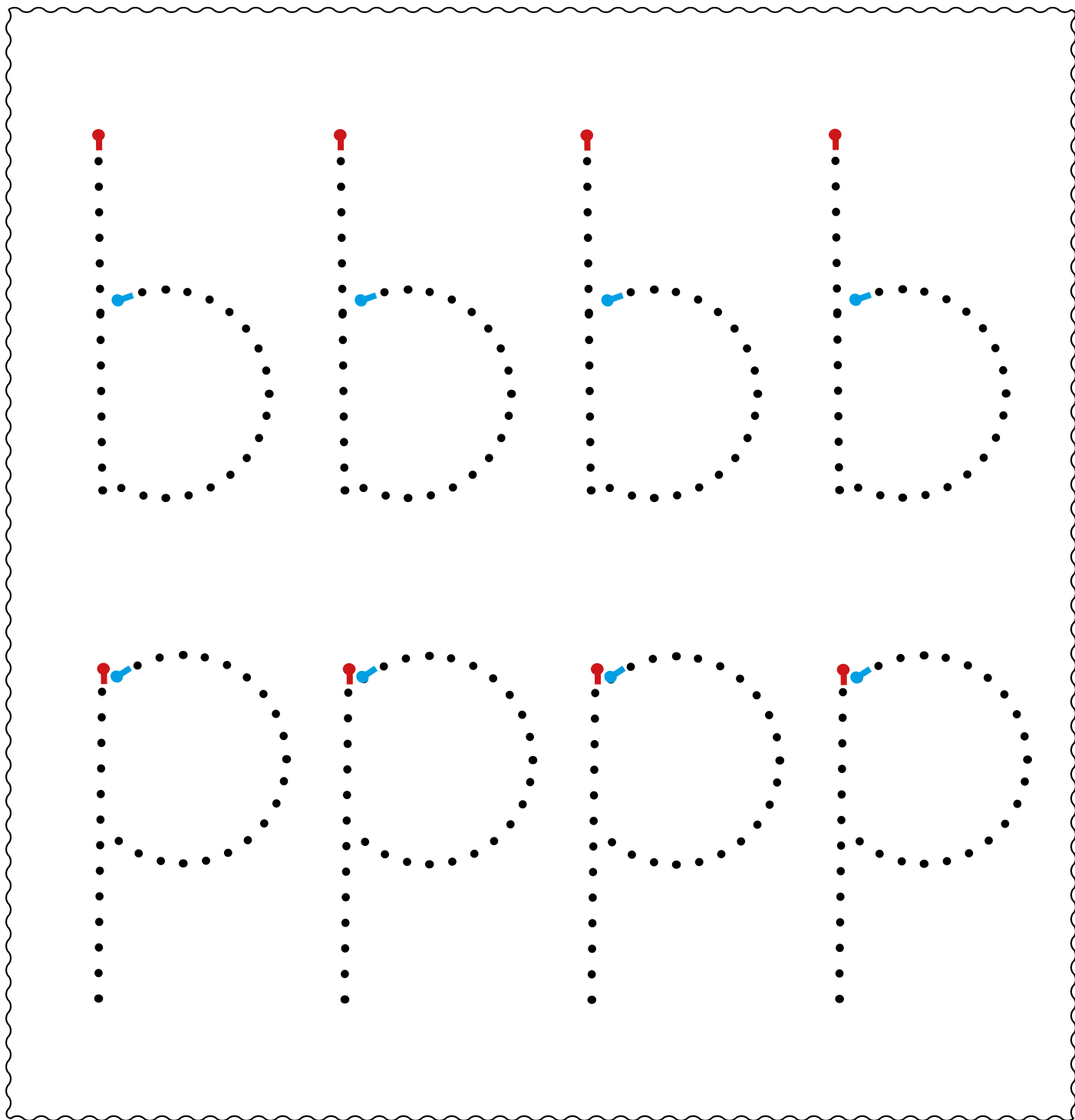
1. Take your pencil for a walk around these letter shapes, starting at each dot.



Can you make a play dough snake to fit inside the letter shapes?



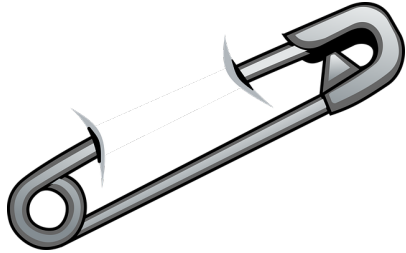








2. Take your pencil for a walk along the dotted letter shapes, starting at each dot.



Activity 2 - Is it a 'b' or a 'p'

1. Look at the pictures. Fill in the missing letters:

		
<input type="text"/> aw	<input type="text"/> ed	<input type="text"/> in
		
<input type="text"/> oy	cu <input type="text"/>	<input type="text"/> us
		
ca <input type="text"/>	ta <input type="text"/>	<input type="text"/> ag

